

A1 INSTALLATION DRAWING

IF THIS DOCUMENT IS PRINTED IN HARDCOPY, IT IS FOR INFORMATION USE ONLY AND THEREFORE IS NOT SUBJECT TO UPDATING CONTROLS. ALWAYS REFER TO SOLIDWORKS VIEWER FOR LATEST ISSUE



THIS DRAWING IS CONFIDENTIAL AND IS SUPPLIED ON THE EXPRESS CONDITION THAT IT SHALL NOT BE LOANED OR COPIED OR DISCLOSED TO ANY OTHER PERSON OR USED FOR ANY OTHER PURPOSE WITHOUT THE WRITTEN CONSENT OF AP RACING LTD.



AP Racing
Wheler Road
Coventry
CV3 4LB

Tel: +44 (0) 24 7663 9595
Fax: +44 (0) 24 7663 9559
e-mail: engineering@apracings.com
Web site: <http://www.apracings.com>

© AP Racing Ltd. 2005

DISC PART NUMBERS

CP3047-230 RH AS DRAWN
CP3047-231 LH OPPOSITE

THIS IS A 24 VANE DISC OF MASS 3.63Kg

THIS DISC WAS DESIGNED TO WORK WITH A D49 DEPTH PAD

SUFFIX TO DISC PART NUMBERS:-

SUFFIX DETAILS

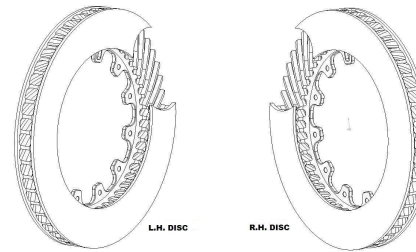
P PLAIN (NO GROOVES)
Gnn STRAIGHT GROOVES AS SHOWN, VALUE nn PER FACE.
eg G8 MEANS 8 GROOVVES PER FACE.

FOR DISC MOUNTING TECHNIQUES, BEDDING PROCEDURE AND DISC COOLING RECOMMENDATIONS SEE AP RACING BRAKE DISC CATALOGUE.

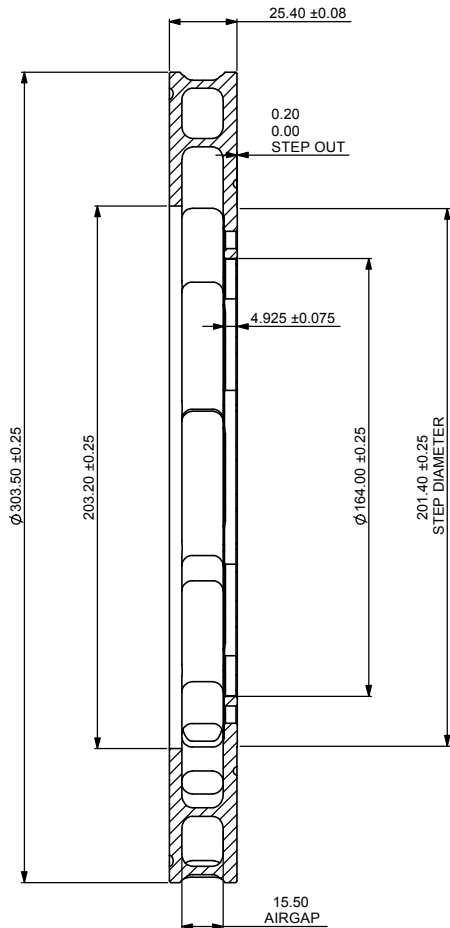
DISC INSTALLATION

DISC ROTATION

DISC ROTATION

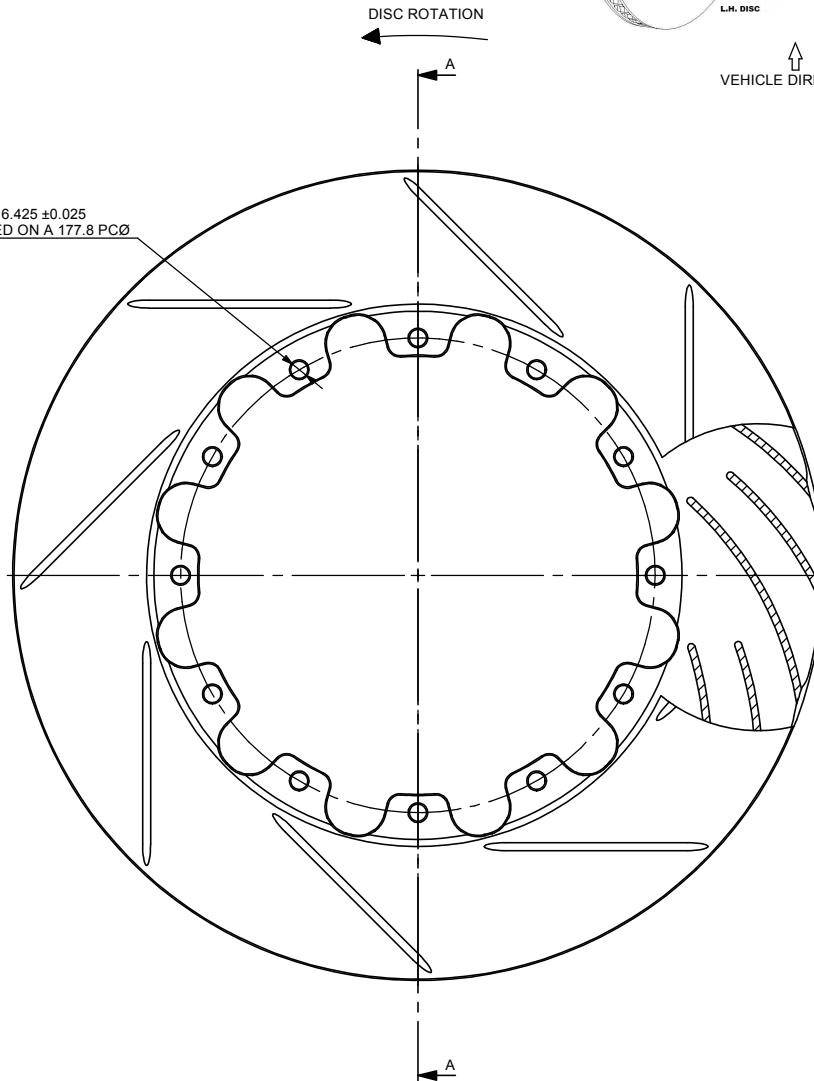


VEHICLE DIRECTION



SECTION A-A

12 HOLES Ø6.425 ± 0.025
EQUI-SPACED ON A 177.8 PCØ



Issue No.	Alterations			Zone	Initials
	Date & No.	Particulars	#		
47	09/08/07	RE-DRAWN ON SOLID WORKS			
	B4460;ID50	0.20/0.0 STEP AND Ø201.4 DIA ADDED.			

SCALE 1:1		SHEET 1 OF 1	
DRAWN	D.ARROWSMITH		
APPROVED			
DERIVED FROM			
TITLE			
Ø303.5 x 25.4			
VENTILATED DISC			
DRG NO.	CP3047-230 / 231 CD		