

# A1 INSTALLATION DRAWING

IF THIS DOCUMENT IS PRINTED IN HARD COPY IT IS FOR INFORMATION USE ONLY AND THEREFORE IS NOT SUBJECT TO UPDATING CONTROLS. ALWAYS REFER TO SOLIDWORKS VIEWER FOR LATEST ISSUE



THIS DRAWING IS CONFIDENTIAL AND IS SUPPLIED ON THE EXPRESS CONDITION THAT IT SHALL NOT BE LOANED OR COPIED OR DISCLOSED TO ANY OTHER PERSON OR USED FOR ANY OTHER PURPOSE WITHOUT THE WRITTEN CONSENT OF AP RACING LTD.

**AP RACING**

© AP Racing Ltd. 2004  
 AP Racing  
 Wheler Road  
 Coventry  
 CV3 4LB

Tel: +44 (0) 24 7663 9595 e-mail: engineering@ap racing.co.uk  
 Fax: +44 (0) 24 7663 9559 Web site: http://www.ap racing.com

### DISC PART NUMBERS

CP4670-106 RH AS DRAWN  
CP4670-107 LH OPPOSITE

THIS IS A 70 VANES DISC OF MASS 7.02 KG (225 Oz).

SUFFIX TO DISC PART NUMBERS:

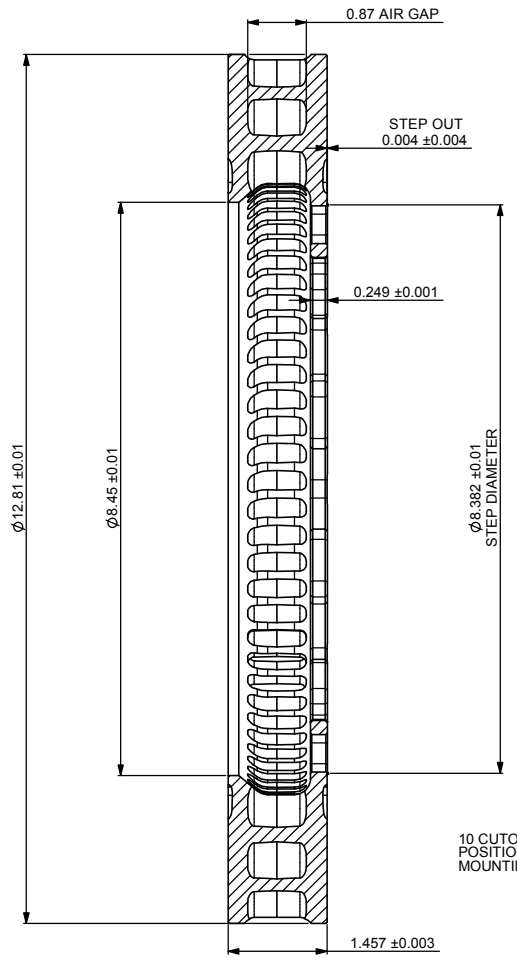
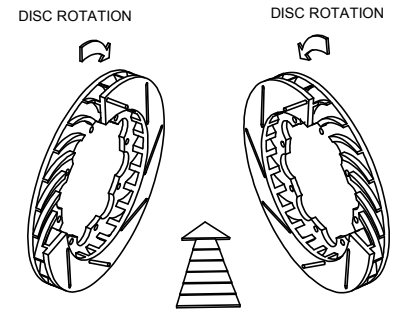
### SUFFIX DETAILS

- P PLAIN (NO GROOVES)
- RA 2 SETS OF J HOOK GROOVES, OUTER HOOK GROOVES BREAK OUT INTO DISC O/DIA AS SHOWN. NUMBER OF GROOVES IN EACH SET CORRESPONDS TO NUMBER OF MOUNTINGS.
- GA 2 SETS OF J HOOK GROOVES, OUTER HOOK GROOVES ARE CLOSER TO DISC CENTRE AND DO NOT BREAK OUT INTO DISC O/DIA. NUMBER OF GROOVES IN EACH SET CORRESPONDS TO NUMBER OF MOUNTINGS.

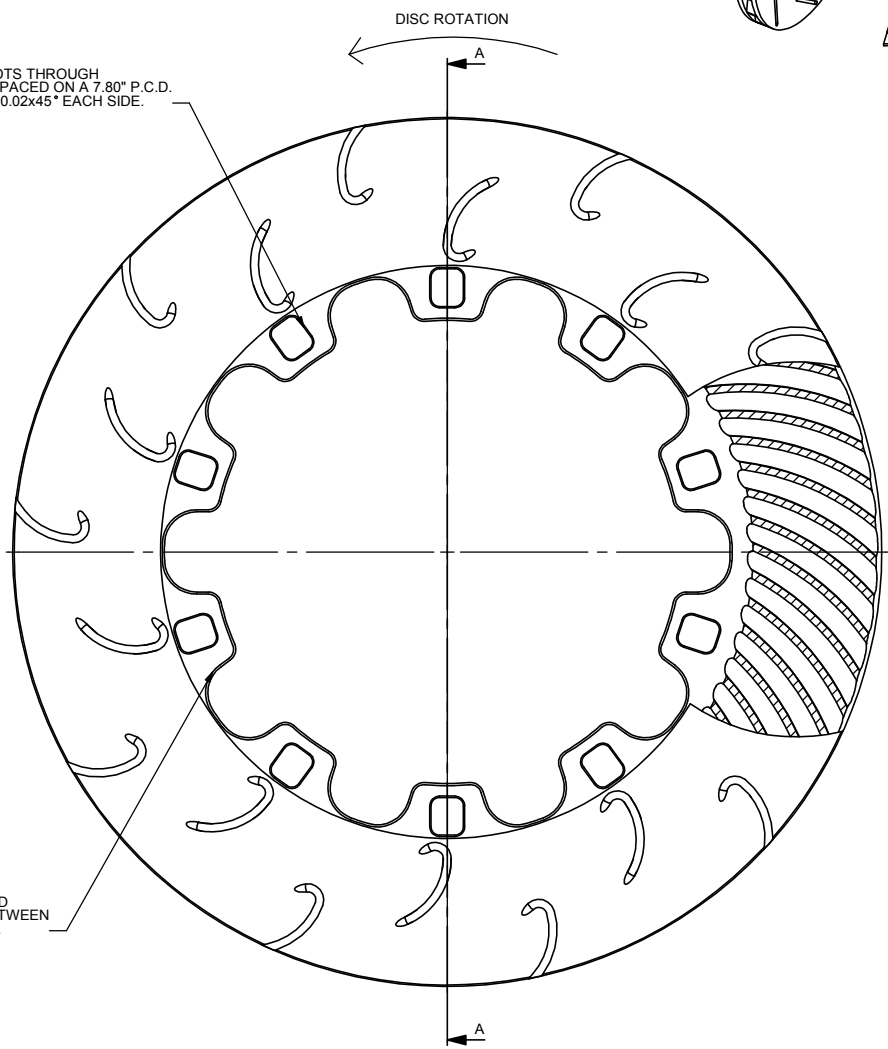
THIS DISC WAS DESIGNED TO WORK WITH A D54 DEPTH PAD AND CP4015-112MP BOBBINS.

FOR DISC MOUNTING TECHNIQUES, BEDDING PROCEDURE AND DISC COOLING RECOMMENDATIONS SEE AP RACING BRAKE DISC CATALOGUE.

### DISC INSTALLATION



10 SLOTS THROUGH EQUISPACED ON A 7.80" P.C.D. CHMF 0.02x45° EACH SIDE.



Issue No	Alterations		Zone	Initials
	Date & No.	Particulars		
1	10/05/04 B3786	FIRST ISSUE	#	GM
2	06/10/04 B4085	NOTES CHANGED TO REFERENCE 'GA' TYPE GROOVES.	#	DRA
3	12/01/06 B4458	8.45 WAS 8.58 1.457 ±0.003 WAS 1.46 ±0.031 7.02kg WAS 6.98	#	DRA
4	22/11/06 B4460	STEP DIMENSIONS ADDED	#	DRA

SCALE 1:1	SHEET 1 OF 1
DRAWN	Gael Mace
APPROVED	
DERIVED FROM	
TITLE	
VENTILATED BRAKE DISC INSTALLATION DRAWING	
DRG NO.	cp4670-106-7cd